

INTERNATIONAL STUDENTS

PERSPECTIVES AND GRADUATE OUTCOMES

Cindy Tilbrook

Executive Director

Graduate Careers Australia

Outline

Importance of International Education from economic perspective

Graduate Careers Australia Research work

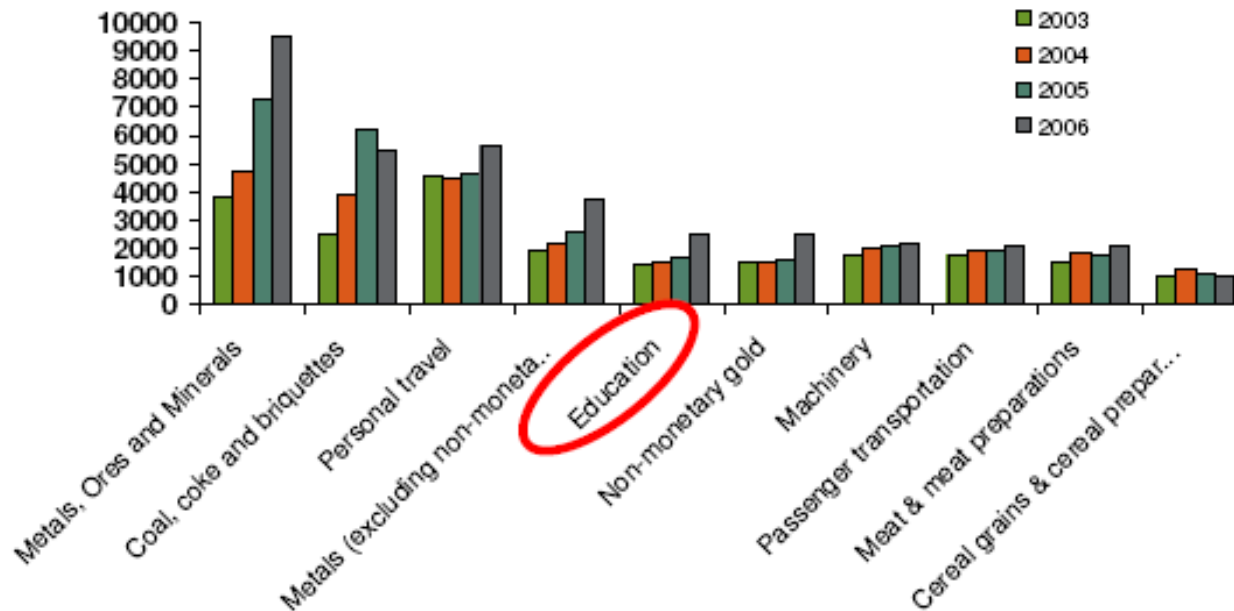
Career Service initiatives

Export Value to Australia of International Education

2003-2006

Education exports contribute over 10 billion dollars to Australia's economy (to Dec 2006), and is one of Australia's top exports

Figure 1
Australia's leading exports
Annual 2003- 2006 (AU\$ Million)



Reference: "Australia's Exports of Education Services". IDP Education Export Statistics, www.idp.com/research/statistics

Other International Student Statistics

- With 44.9% of annual enrolments, higher education represents the largest sector of international students in Australia
- During 2006, higher education enrolments in Australia grew by 5.2%
- Double digit growth in several emerging markets: Middle East, Canada, South America, Vietnam
- In 2006, 75.9% of international higher education enrolments came from AU's top 10 markets (China, India, Malaysia, Hong Kong, Indonesia, Singapore, South Korea, Thailand, Taiwan, Bangladesh)
- Over 1 in 4 (26.7%) were from China. India and Malaysia accounted for 23.4%

Reference: Australian Education International Research Snapshot No 23, April 2007. www.aei.dest.gov.au

Other International Student Statistics cont

- In 2006, more than half (57.3%) of higher education enrolments were in Bachelor Degrees. 1/3rd were in Masters by Coursework.
- Nearly 43% were in the 'Business Administration, Management' Field of Study – still growing in 2006 at 11.1%
- Next largest is 'Computer Science, Information Systems' – fell by 12% in 2006
- Enrolment growth increasing in health services area – Medicine, Nursing and Health Services.

But this is all 'input' information.
What about 'outcomes' information?

GCA can assist in this area.

GCA Research Work

The Australian Graduate Survey (AGS)

- GDS: graduate outcomes
- CEQ: Course experience perceptions

Graduate Outlook Survey

- Employer perceptions

University and Beyond

- Student Expectations

Australian Graduate Survey

- Surveys activities of new university graduates four months after the completion of their qualifications.
- Covers
 - major activities
 - employment
 - further study options
 - commencing salaries (not used for international students)
 - type of work undertaken
 - opinions about their course.
- linked to field of study and demographic profile
- looks at trend data over time

AGS Process

- Census-style survey – in 2006:
 - 48 institutions – they collect the survey data
 - Around 200,000 graduates
- Population: students who qualify for the award of a degree or diploma (including higher degrees or diplomas)
- Includes both Australian and international students
 - Response rate
 - Total – 2006 – 56.4 per cent, or 115,518 responses
 - Australian citizens and permanent residents – 2006 - 62.5 per cent, or 96,160 responses
 - International – 2006 – 27.4%, or 9,229 responses – declining
 - Lower response rate for international students means results should be treated with a degree of caution

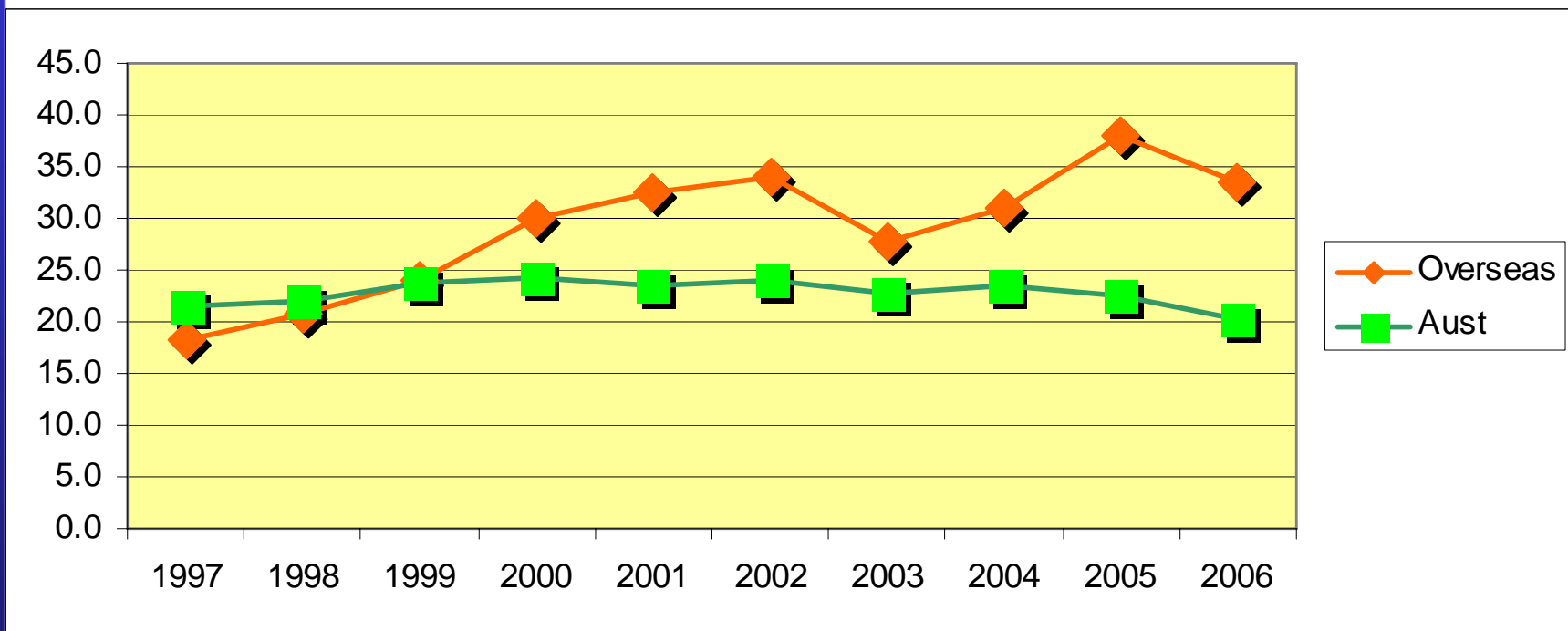
Activities of Bachelor Degree Graduates

2006 GDS

	Australian	Overseas
Available for full-time Employment	66.4	51.8
In full-time study	20.3	33.5
In part-time or casual employment, not seeking full-time employment	8.3	4.4
Not working, seeking part-time or casual employment only	0.5	0.7
Unavailable for full-time study or full-time employment	4.5	9.5
Total Percentage	100	100
Total Numbers	66,702	9,229

Trend Pattern – Graduates going on to full-time study

2006 GDS



NB: Trend may be impacted by the easier ability to obtain a response from students who are still in AU studying

Graduates available for full-time employment 2006 GDS

	Australian	Overseas
In full-time employment	82.4	68.9
Seeking full-time employment, not working	5.5	18
Seeking full-time employment, working part-time or casual	12.2	13.1
<i>Total seeking full-time employment</i>	17.7	31.1
Total Percentage	100	100
Total Numbers	44,286	4,778

Country Differences - International Graduates available for full-time employment

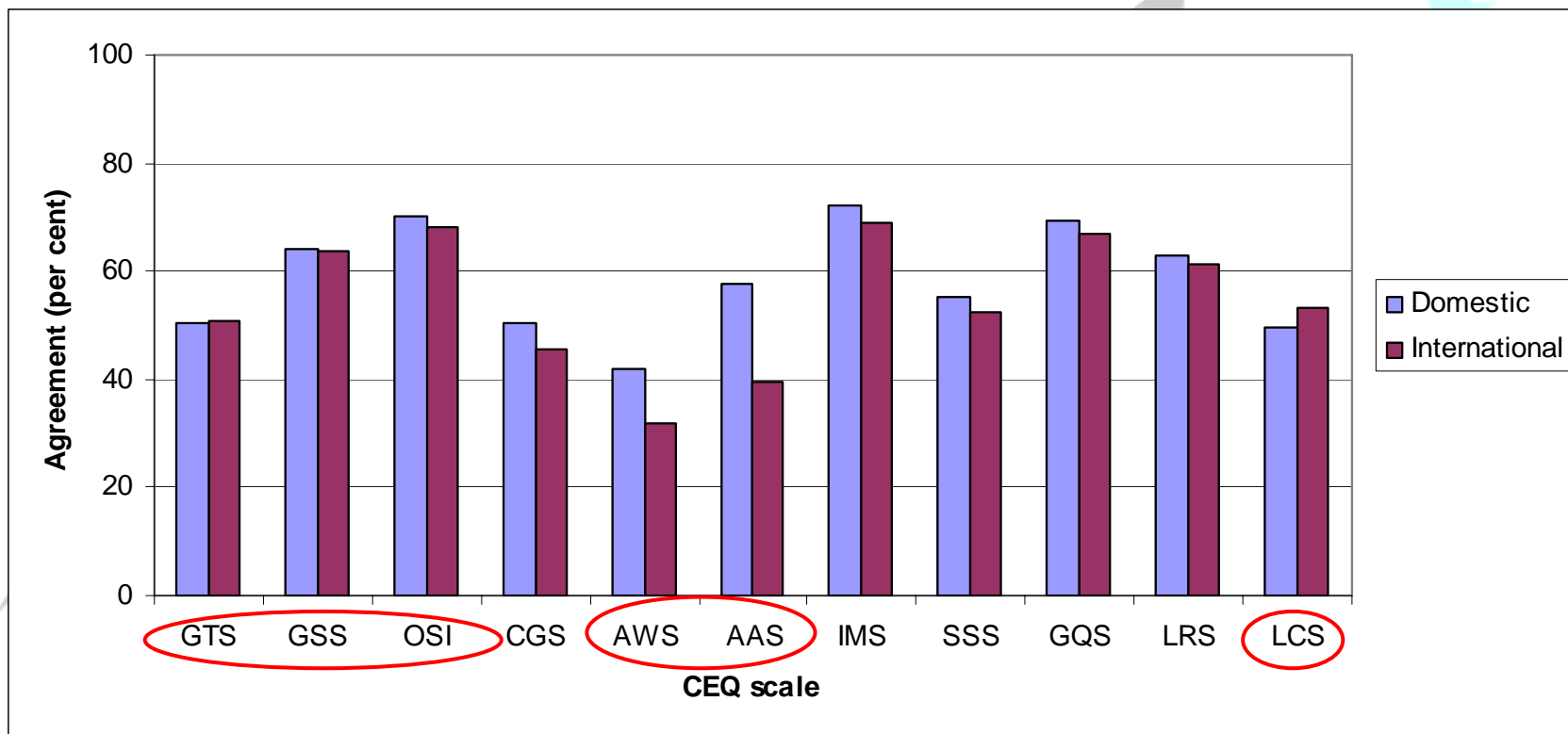
2006 GDS

	In full-time employment	Seeking full-time employment not working	Seeking full-time employment working part-time or casual	Total seeking full-time employment	TOTAL %	TOTAL Number
Singapore	83.6	13.1	3.2	16.3	100	685
Malaysia	76.9	18.4	4.6	23.0	100	646
Hong Kong	81.5	14.9	3.7	18.6	100	437
Indonesia	59.3	32.2	8.5	40.7	100	118
China	73.6	20.8	5.6	26.4	100	72
Norway	77.4	9.4	13.2	22.6	100	53
Japan	78.0	18.0	4.0	22.0	100	50
TOTAL All overseas graduates in FT employment overseas	78.2	16.9	4.9	21.8	100	2,532

Course Experience Questionnaire 2006 CEQ

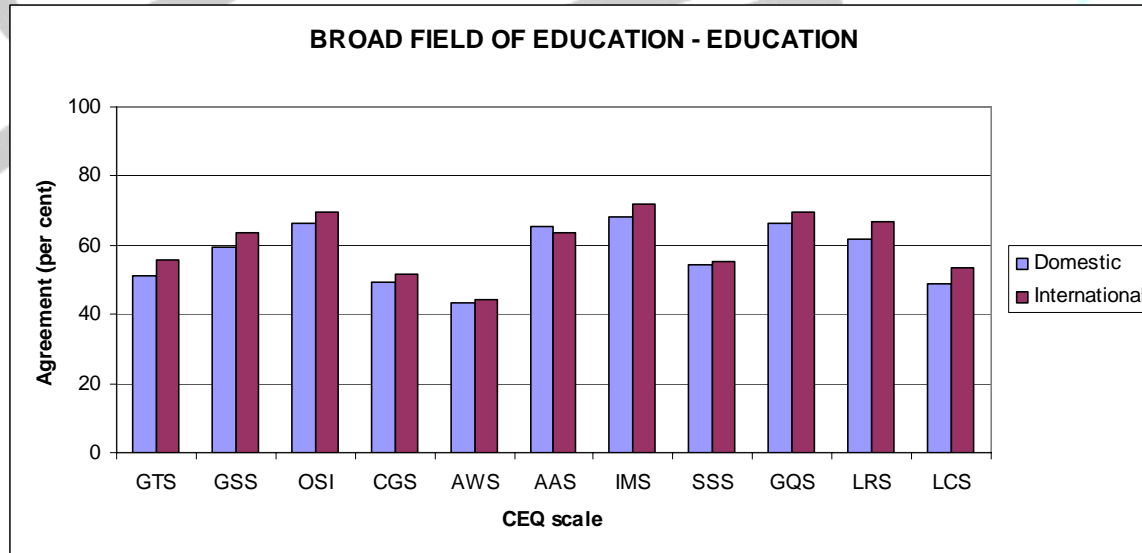
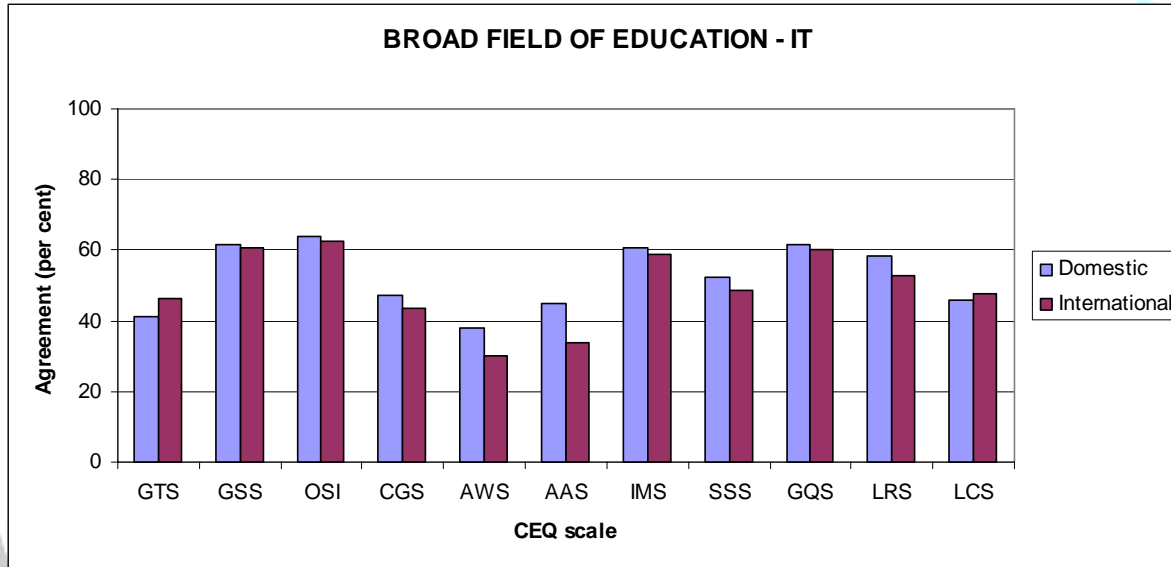
Students express agreement or disagreement on a 5-point response scale about various aspects of their course.

Questions grouped into 'scales' – 3 core (Good Teaching, Generic Skills, Overall Satisfaction), others optional

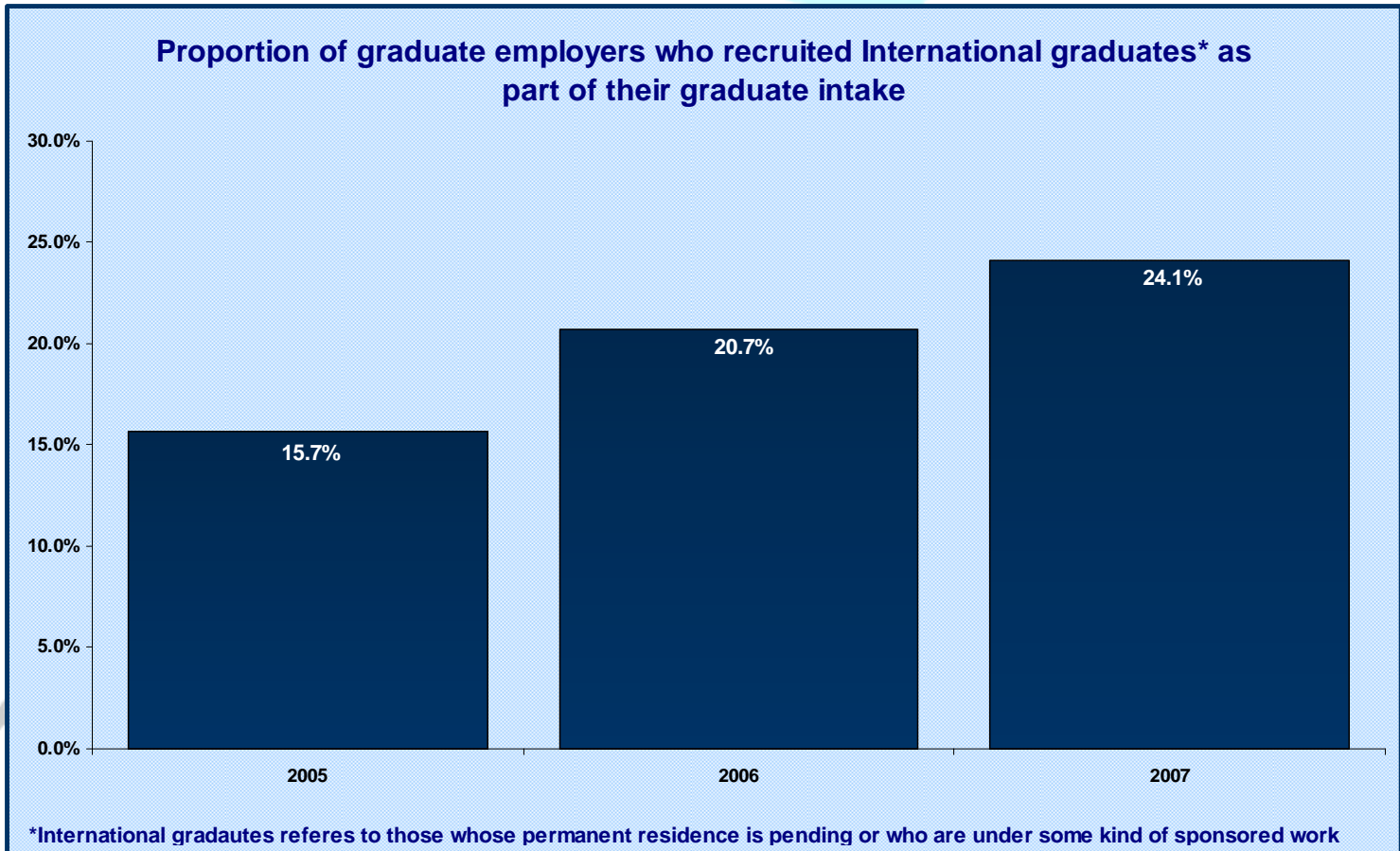


Main Broad Field of Education Differences

2006 CEQ



Graduate Outlook Survey 2007



Proportion of employers who recruited International graduates by industry type, 2007

Industry of Employer	%
Construction / Mining /Engineering	39.3%
Legal and Professional services	26.7%
Communication /Technology	25.6%
Accounting / Finance	22.6%
Manufacturing	15.4%
Government and Defence	11.8%
Total	24.1%

The full 'Graduate Outlook 2007' report will be available on the GCA website shortly

University and Beyond - 2007

	Frequency	Percent
Yes, I currently have Australian permanent residency status	273	6.8
Yes, I plan to apply for Australian permanent residency status before I complete my course	476	11.8
Yes, I plan to apply for Australian permanent residency status after I complete my course	2147	53.2
No, I don't have or plan to apply for Australian permanent residency	1140	28.2
Total	4036	100

	Frequency	Percent
Return to my home country	1070	26.5
Stay in Australia	2576	63.8
Live in another country	390	9.7
Total	4036	100

The full 'University and Beyond' report will be available from GCA later this year

Promoting Successful Outcomes:

The valuable work of University Careers Services

'Routine' services

- **Information sessions/booklets – many unis**
 - 1000 students at a recent RMIT information session – also run 3Cs (Cross Cultural Communication) Peer Support program
 - Murdoch has a specific International section in their new 'Careers Plug-In' booklet and runs a 'Launching your Career back home' session.
 - UNSW – 'Successful International Student Panel'.
 - Bond – 'migration information' event every semester
 - Waikato (NZ) offers 5 hour Careers Sessions during holidays – longer time allows for more questions and information to be presented more slowly
- **Individual Consultations**
- **Employment opportunities**
 - UNSW – web-based service linking international employers and UNSW graduates
 - Swinburne – 'Voluntary Work Placement' program
 - Helps students gain unpaid course-related short-term work experience

- **Workshops: Resume, job search, Interview skills etc**
 - Most universities run programs of this nature – many specific to international students
 - Deakin has 'going home seminars' for international students
- **International Career Fairs & Expos**
 - Qld – collaborative effort by USQ, QUT, Griffith, UQ and State Gov.
 - 40 companies attended this year
 - NSW – 2007 International Careers Expo attracted 1300 students from universities around NSW/ACT & 17 participating organisations.
 - Uni Adelaide – International Careers Evening planned
 - UniSA and Flinders – Virtual International Careers Fair.
- **Web-based services**
 - Many universities have specific information for international students available on their websites
 - Deakin – country-specific information on website
 - Some universities use the 'Going Global' service

'Special' services

- **Macquarie**
 - program for Master of Accounting students
 - aims to expose international students to Australian professional work environments relating to accountancy, contextualise social & cultural practices as well as degree related language skills & increase opportunities to be competitive in gaining employment
 - Career skills taught – compulsory 2 hour session every trimester intake in Week 1. 750 word assignment submitted – 5% of unit
 - Compulsory day long workshop – job seeking, resume writing, interview skills
 - Placement – 70 – 140 hour duration
 - Outcomes: over 260 students placed, a number offered regular paid work, those with permanent residence full time work.
- **Wollongong**
 - from 2008, Certificate in Global Workplace Practice
 - Offered over 3 semesters
 - 10 step integrated approach to English language, workplace communications and behavioural expectations, intensive job search techniques, workplacements

- **Latrobe** – ‘ Career Essentials’ on behalf of Faculty of Law and Management
 - Runs shortly after arrival in AU, focused on introduction to AU employment scene.
- **UniSA:** joint initiative with Department of Trade & Economic Development
 - Looking at improving the ability of engineering postgrads to find work
 - Includes workshops and work experience.
- **Bond:** for students seeking to return to their home country, Bond works with local alumni chapters to assist students with networks and job opportunities.
- **UTS** – ‘Working Solutions’ –
 - Work placement program targeting international students in MBA (Professional Accounting) course.
- **Monash** – has career services in 3 countries to create a global employer network.

“Potentially, all students are international students in a global economy”

- Joanne Tyler, Monash University

Copies of paper are available:

Email: cindy.tilbrook@graduatecareers.com.au

or at

www.graduatecareers.com.au